

OPERATION MANUAL

REV. 10/1982

SmartMaster

For questions, call
(415) 495-HINT



NO WARRANTY
FOR ANY LIMITED WARRANTY

Hudson Soft USA, Inc.
100 Cyber Point Blvd., Suite 515
South San Francisco, CA 94080



HUDSON SOFT



THANK YOU!

YOU HAVE JUST MADE A PERFECT CHOICE BY SELECTING AND PURCHASING THE QUALITY HUKKO'S SOFT PRODUCT.

Thank you for selecting NAMCO™. In order to ensure your full enjoyment of the game, we recommend that you read this manual carefully and follow its instructions and suggestions.



This official seal is your assurance that HUKKO'S SOFT products are authentic and that they are not replicated by counterfeit or unauthorized retailers and distributors. Always use the seal and when buying please look for HUKKO'S SOFT products and trademarks on the product packaging.

Official Licensed Product



Official Licensed Product

WARNING

WARNING WARNING WARNING WARNING WARNING

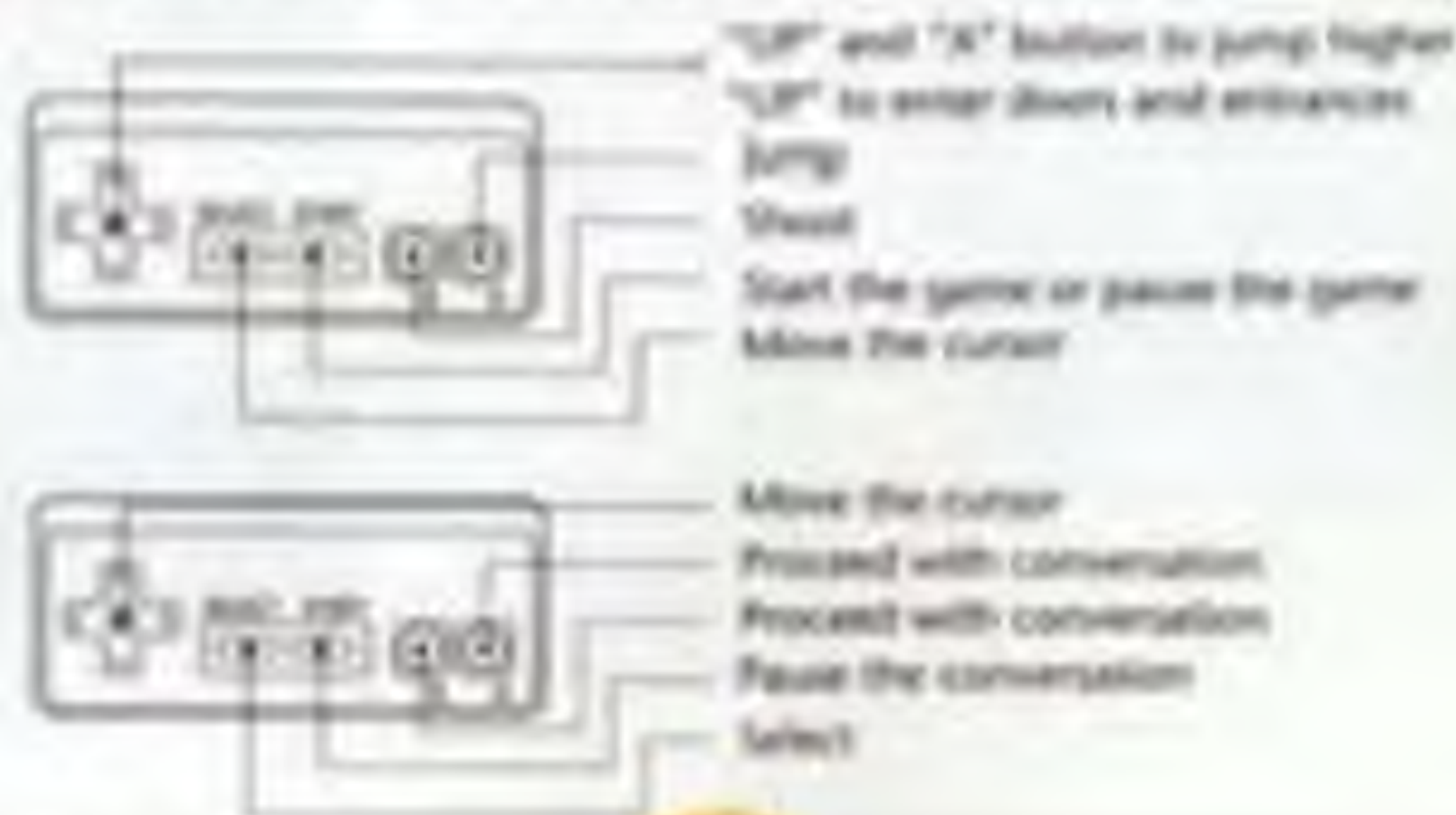
- Because this is a precision tuned device, do not use or store it in extreme temperature conditions. Avoid hard shocks.
- Avoid using the connector terminals for anything or spilling liquids. Taped connectors can cause system break down.
- Do not clean this device with alcohol, thinner, benzene or other volatile substances.
- Always turn the power off before inserting or removing the cassette from the main system.
- We recommend that you play this game at distance from the television screen.
- When engaged in prolonged hours of game playing, we recommend that you rest for 10 or 20 minutes every two hours in order to avoid strain in your eyes and general health.

THE GAME STORY

In the year 2777, the earth existed in a totally different atmosphere. Due to nuclear wars and natural disasters, the population decreased dramatically and only five small islands existed on the surface of the earth. Those five islands formed a nation and for hundreds of years people lived peacefully. The new nation is called KEXYZ. At KEXYZ, wide from human beings, there exist fairies and spirits who lived under the ruling of King New Star. But one day, KEXYZ was attacked by the mechanic fortress, CORUZA, from outer space. KEXYZ did not have many weapons to fight back and was forced to surrender. CORUZA built mechanic castles on each island, captured a queen from each island and confined them. King New Star was murdered and his only daughter, Maria Star, has been missing since then. Some soldier Apollo could not endure the cruel treatment of CORUZA any longer. So he put on his space battle suit and challenged the mechanic beast's empire!

GAME MODE & CONTROLLER

GAME MODE: This game consists of two different playing modes. They are **ACTION MODE** and **SHOOTING MODE**. Both of them will alternate in the game progress.



TITLE SCREEN

Use SELECT button to choose START or CONTINUE.

START Start the game from the beginning.

CONTINUE Input the password to start the game from where you ended.



GAME OVER SCREEN

When you lose all the players and the game is over, this screen will appear.

CONTINUE Game will start from the beginning of the area you have just ended the game at. The score will be erased to "0" and half of [E] balls will be taken away.



END When END is selected, the password will be displayed on the screen. Be sure to write them down.

PASSWORD SCREEN

Input the password as explained below. Move the cursor in the box to choose a number or a letter and press "R" to input. When a wrong number or letter is input, use "B" button to move the cursor back to where you want to make a change and re-input. Press START after completing the password to start the game. When CONTINUE is selected after the game is over, you will be able to continue the game but you will lose the items you purchased. However, by using the password to continue the game, the items will remain the same as when the game ended.





- (1) SCORE BOARD — 1 up for every 10,000 points
 (2) Number of FORCE STARS collected
 (3) LIFE GAUGE — Whenever Spidey's level is upgraded, 4 additional levels will be added.
 (4) Number of L. Balls collected (Max. 99)
 (5) REPLACE BOARD
 (6) ADD WALL
 (7) QUIT

ITEMS IN ACTION MODE

- | | | |
|-----|-------------|---|
| (E) | Energy Ball | Equivalent to money |
| (L) | Life Ball | Restores the level by one point |
| (E) | Energy Box | Box of four E. Balls |
| (L) | Life Box | Box of four L. Balls |
| (*) | FORCE STAR | Works as a key to get into the mechanical castle.
It can be found somewhere on the island. |

ITEMS IN SHOOTING MODE

- | | | |
|-----|---------------|-------------------------------------|
| (P) | Power Capsule | will strengthen the attacking force |
| (S) | Speed Capsule | will strengthen the mobility |

POWER UP ITEMS

HAND BEAM

Use "B" button to shoot. "A" + "B" to shoot upward.
Power up makes it shoot in longer range.



45° BALL

Use "B" button to shoot. It will launch all any objects at 45° angle. Power up makes 45° BALL to travel faster.




LASER

Use "B" button to shoot. Keep pressing the "B" button to shoot the LASER continuously.
Power up makes double LASER.



FOOT WIND

This can jump high by using "A" and keep pressing "A" to walk on the air. Laser effect if hit by enemy 3 times.



WAVE BALL

Use "B" to shoot. WAVE BALL will go through walls and objects. Power up makes it shoot double WAVE BALL.



MOON BALL

Use "B" to shoot. Power up will add extra moon effect to make it a double "A" + "B" to make Apollo to fly.



MIRROR

Any other will be Apollo on top of this on ground. The effect will be the same effect if hit by enemy 3 times.



TYPHOON

TYPHOON will make Apollo's body to turn into a typhoon and become invincible for 3 seconds.





CYBORG RIDERS

MOBILE ARMORS

FOUND AT THE HANGAR

OF THE MECHANIC CASTLE



GIVEN BY

QUEENS

